



Chembond Chemicals Limited

Date: 25th May, 2017

To,
BSE Limited,
Phiroze Jeejeebhoy Towers,
Dalal Street, Fort,
Mumbai-400001

ISIN: INE995D01025
Company Code No: 530871

Kind Attn: Mr. Rakesh Parekh, Special Assistant, Listing Compliance

Ref: Your email dated 17th May, 2017

Sub: Re-submission of Audited Financial Results (Standalone & Consolidated) for the quarter and year ended 31st March, 2017 of the Company, in the revised format as per Schedule III of the Companies Act, 2013, prescribed vide SEBI Circular No. CIR/CFD/FAC/62/2016 dated 5th July, 2016.

Dear Sir,

The Company has submitted the Audited Financial Results (Standalone & Consolidated) for the quarter and year ended 31st March, 2017 of the Company along with Auditors Report on 6th May, 2017. After submission of the aforesaid Results, the Company received an email from BSE Limited (BSE) on 17th May, 2017, requiring re-submission of the said financial results as per the revised format prescribed in Schedule III of the Companies Act, 2013 pursuant to SEBI Circular No. CIR/CFD/FAC/62/2016 dated 5th July, 2016.

Accordingly, we re-submit herewith the Audited Financial Results (Standalone & Consolidated) for the Quarter/Year ended 31st March, 2017 as per the formats prescribed in Schedule III to the Companies Act, 2013 pursuant to SEBI Circular No. CIR/CFD/FAC/62/2016 dated 5th July, 2016.

Further, we are re-submitting herewith declaration for Audit Report with un-modified opinion for both Standalone & Consolidated Financial Results for the quarter/year ended 31st March, 2017 respectively, which was already provided along with the Outcome of the Board Meeting on 6th May, 2017.


Further please note that the Company has already uploaded the XBRL document on the BSE Listing Centre on 7th May, 2017.

We request you to take the above on records.

Thanking You,
Yours faithfully,

For CHEMBOND CHEMICALS LIMITED

Jay Mistry
Company Secretary & Compliance Officer
Encl: As above



Chembond Centre,
EL-71, Mahape MIDC,
Navi Mumbai 400710, India
CIN - L24100MH1975PLC018235

Tel: + 91 22 3921 3000
Fax: + 91 22 2768 1294
info@chembondindia.com
www.chembondindia.com



Chembond Chemicals Limited

Date: 25th May, 2017

To,
BSE Limited,
Phiroze Jeejeebhoy Towers,
Dalal Street, Fort,
Mumbai-400001

ISIN: INE995D01025

Company Code No: 530871

Sub: Declaration on Audit Report with unmodified opinion


Pursuant to Regulation 33(3)(d) of the SEBI (Listing Obligations & Disclosure Requirements) Regulations, 2015 and SEBI Circular No. CIR/CFD/CMD/56/2016 dated 27th May, 2016, we hereby declare that that M/s. Kasturi & Talati, Chartered Accountants, Statutory Auditors of the Company have provided unmodified opinion on the **Audited Annual Standalone Financial Results** for the financial year ended 31st March, 2017.

We request you to take the above on record.

Thanking You,
Yours faithfully,

For CHEMBOND CHEMICALS LIMITED

Jay Mistry
Company Secretary & Compliance Officer



Encl: As above



Chembond Chemicals Limited

Date: 25th May, 2017

To,
BSE Limited,
Phiroze Jeejeebhoy Towers,
Dalal Street, Fort,
Mumbai-400001

ISIN: INE995D01025
Company Code No: 530871

Sub: Declaration on Audit Report with unmodified opinion


Pursuant to Regulation 33(3)(d) of the SEBI (Listing Obligations & Disclosure Requirements) Regulations, 2015; SEBI Circular No. CIR/CFD/CMD/56/2016 dated 27th May, 2016, we hereby declare that that M/s. Kasturi & Talati, Chartered Accountants, Statutory Auditors of the Company have provided unmodified opinion on the **Audited Annual Consolidated Financial Results** for the financial year ended 31st March, 2017.

We request you to take the above on record.

Thanking You,
Yours faithfully,

For CHEMBOND CHEMICALS LIMITED

Jay Mistry
Company Secretary & Compliance Officer



Encl: As above

CHEMBOND CHEMICALS LIMITED

CIN L24100MH1975PLC018235

Regd. Office: Chembond Centre, EL 71, Mahape MIDC, Navi Mumbai - 400 710

Audited Financial Results for the Quarter and Year Ended 31st March, 2017

(Rs. in Lacs)

Sr. No	Particulars	Standalone				
		Quarter Ended		Year Ended		
		31.03.2017	31.12.2016	31.03.2016	31.03.2017	31.03.2016
		Audited	Unaudited	Audited	Audited	Audited
1	Revenue from operations	5,366.40	5,384.68	5,552.10	21,789.56	21,620.51
2	Other Income	55.05	23.63	2,006.93	294.31	3,402.32
3	Total Revenue	5,421.45	5,408.31	7,559.04	22,083.88	25,022.83
4	Expenses					
	a. Cost of materials consumed	4,521.72	3,972.27	4,470.84	17,427.42	17,652.96
	b. Purchases of Stock-in trade	5.42	22.79	25.39	77.18	151.29
	c. Changes in inventories of Finished Goods, Work-in-progress and Stock-in-trade	(324.61)	286.41	104.64	27.08	(7.12)
	d. Employees Benefit Expenses	452.00	563.60	500.81	2,084.84	1,959.48
	e. Finance Costs	19.23	15.61	24.73	63.88	120.03
	f. Depreciation and Amortisation Expenses	72.21	67.83	70.10	273.21	268.57
	g. Other Expenses	555.23	466.63	930.48	1,709.91	1,880.76
	Total Expenses	5,301.20	5,395.14	6,126.98	21,663.52	22,025.96
5	Profit before exceptional items and extraordinary items and tax	120.25	13.17	1,432.06	420.36	2,996.87
6	Exceptional items	-	-	(1,993.77)	-	15,570.48
7	Profit before extraordinary items and tax	120.25	13.17	(561.72)	420.36	18,567.36
8	Extraordinary Items	-	-	-	-	-
9	Profit before tax	120.25	13.17	(561.72)	420.36	18,567.36
10	Tax Expense					
	- Current Tax	24.70	(1.92)	(276.91)	54.00	3,430.00
	- Deferred Tax	26.27	8.09	4.46	34.78	14.76
11	Profit For the Period	69.28	6.99	(289.27)	331.58	15,122.59
12	Paid-up equity share capital (face value of Rs. 5 per share)	672.41	672.41	669.69	672.41	669.69
13	Reserves excluding Revaluation Reserve as per balance sheet of previous accounting Year				19,143.25	19,010.71
14	Earning Per Share (of Rs.5 each) (not annualised)					
	Basic EPS	0.52	0.05	(2.16)	2.47	113.23
	Diluted EPS	0.52	0.05	(2.12)	2.47	111.50

NOTES:

- The above results have been reviewed by the Audit Committee and approved by the Board of Directors at their meeting held on 06th May, 2017 and Audited by the Statutory Auditors.
- The Company operates in a single business segment, namely "Specialty Chemicals" and therefore the information pursuant to AS - 17 is not applicable.
- Other Income includes dividend from Subsidiary for the quarter and year ended 31st March 2017 of Rs.Nil (Rs.Nil) and Rs.Nil (Rs.231.55 Lacs) respectively, Dividend from Mutual Fund & Equity Investment and Profit on sale of
- Exceptional Items represent profit/loss on sale of investments.
- During the Year, the Company has issued and allotted 54,500 equity Shares of Rs.5 each, under the Company Employee Stock Option Scheme, consequently the Issued and Paid up share Capital of the Company as on 31st March 2017 stands increased to Rs.6,72,41,440/-
- During the year ended on 31st March 2017, the face value of the equity shares has been subdivided from Rs.10/- each to Rs. 5/-each per equity share with effect from 7th September 2016. Consequently, as required by Accounting standard 20 "Earning Per Share" (EPS), the EPS for all reported periods has been disclosed considering increased number of shares post Sub-division.
- The Company has Investments and Debtors aggregating Rs.474.27 lacs as on 31st March 2017 in one associate company whose net worth has eroded. However no provision is considered necessary as Management is confident enough to bring positive trend in near future and the investments are long term and losses are temporary in nature.



CHEMBOND CHEMICALS LIMITED

CIN L24100MH1975PLC018235

Regd. Office: Chembond Centre, EL 71, Mahape MIDC, Navi Mumbai - 400 710

8 Statement of Assets & Liabilities. (Rs in Lacs)

Particulars	Standalone	
	As at 31.03.2017	As at 31.03.2016
	Audited	Audited
EQUITY AND LIABILITIES		
Shareholder's Funds		
Share Capital	672.41	669.69
Reserves and Surplus	19,143.25	19,010.71
	19,815.66	19,680.40
Non-Current Liabilities		
Long-term Borrowings	-	-
Deferred Tax Liabilities (Net)	261.17	226.40
Long-term Provisions	83.88	85.79
	345.05	312.19
Current Liabilities		
Short-term Borrowings	732.18	819.54
Trade Payables		
-Due to Micro and Small Enterprises	52.60	39.45
-Due to Others	3,649.99	3,388.27
Other Current Liabilities	867.79	797.67
Short-term Provisions	221.90	68.71
	5,524.46	5,113.64
Total	25,685.17	25,106.23
ASSETS		
Non-Current Assets		
Fixed Assets		
Tangible Assets	3,713.98	3,619.66
Intangible Assets	53.52	61.20
Capital Work-in-Progress	170.36	174.38
	3,937.86	3,855.24
Non Current Investments	7,861.59	8,585.64
Long Term Loans & Advances	189.44	159.23
	8,051.03	8,744.87
Current assets		
Current Investment	7,136.50	1,935.74
Inventories	2,348.11	2,025.97
Trade Receivables	3,689.40	3,067.73
Cash and Cash Equivalents	309.31	539.55
Short Term Loans and Advances	192.83	185.27
Other Current Asset	20.13	4,751.86
	13,696.28	12,506.12
Total	25,685.17	25,106.23

9 The figures of quarter ended 31st March 2017 are the balancing figures between audited figures in respect of the full financial year and year to date figures upto the 3rd quarter ended 31st December 2016.

10 Previous quarter and year end figures have been regrouped or reallocated wherever necessary to conform to this quarter classification.

By Order of the Board of Directors
For CHEMBOND CHEMICALS LTD

Nirmal V. Shah
Vice Chairman & Managing Director

Place : Mumbai
Date : 6th May, 2017



CHEMBOND CHEMICALS LIMITED

CIN L24100MH1975PLC018235

Regd. Office: Chembond Centre, EL 71, Mahape MIDC, Navi Mumbai - 400 710

Audited Financial Results for the Quarter and Year Ended 31st March, 2017

(Rs. in Lacs)

Sr. No	Particulars	Consolidated				
		Quarter Ended			Year Ended	
		31.03.2017	31.12.2016	31.03.2016	31.03.2017	31.03.2016
		Audited	Unaudited	Audited	Audited	Audited
1	Revenue from operations	7,239.45	6,896.05	7,203.86	28,213.41	27,242.90
2	Other Income	70.52	23.63	1,843.71	309.78	3,183.06
3	Total Revenue	7,309.97	6,919.68	9,047.57	28,523.19	30,425.96
4	Expenses					
a.	Cost of materials consumed	4,862.00	4,010.10	4,726.41	17,913.68	17,947.94
b.	Purchases of Stock-in trade	(56.63)	50.02	(16.62)	77.18	151.29
c.	Changes in inventories of Finished Goods, Work-in-progress and Stock-in-trade	(351.30)	275.96	125.61	(9.01)	18.85
d.	Employees Benefit Expenses	713.80	1,058.80	1,053.89	3,791.58	3,833.81
e.	Finance Costs	28.05	22.49	41.79	102.26	181.36
f.	Depreciation and Amortisation Expenses	98.59	100.09	86.35	380.47	354.51
g.	Other expenses	1,552.28	1,123.88	1,418.24	4,660.93	4,025.37
	Total Expenses	6,846.81	6,641.35	7,435.67	26,917.09	26,513.14
5	Profit before exceptional items and extraordinary items and tax	463.17	278.34	1,611.90	1,606.10	3,912.82
6	Exceptional items	-	-	(1,980.52)	-	15,570.48
7	Profit before extraordinary items and tax	463.17	278.34	(368.61)	1,606.10	19,483.30
8	Extraordinary Items	-	-	-	-	-
9	Profit before tax	463.17	278.34	(368.61)	1,606.10	19,483.30
10	Tax Expense					
-	Current Tax	193.18	92.39	(164.57)	507.24	3,827.40
-	Deferred Tax	29.08	0.58	(1.07)	38.17	9.22
11	Profit For the Period	240.90	185.37	(202.98)	1,060.69	15,646.68
12	Share of (Profit)/Loss from Associates	-	-	-	-	-
13	Minority Interest	47.37	73.71	30.36	285.16	281.45
12	Net Profit After Taxes, Minority Interest and After Share of (Profit)/Loss of Associates	193.53	111.67	(233.33)	775.53	15,365.23
14	Paid-up equity share capital (face value of Rs 5 per share)	672.41	672.41	669.69	672.41	669.69
14	Reserves excluding Revaluation Reserve as per balance sheet of previous				20704.13	19,973.08
15	Earning Per Share (of Rs.5 each) (not annualised)					
	Basic EPS	1.44	0.83	(1.75)	5.78	115.04
	Diluted EPS	1.44	0.82	(1.72)	5.78	113.29

NOTES:

- The above results have been reviewed by the Audit Committee and approved by the Board of Directors at their meeting held on 06th May, 2017 and Audited by the Statutory Auditors.
- Exceptional items represent profit/loss on sale of investments.
- During the Year, the Company has issued and allotted 54,500 equity Shares of Rs.5 each, under the Company Employee Stock Option Scheme, consequently the Issued and Paid up share Capital of the Company as on 31st March 2017 stands increased to Rs.6,72,41,440/-
- During the year ended on 31st March 2017, the face value of the equity shares has been subdivided from Rs.10/-each to Rs. 5/-each per equity share with effect from 7th September 2016. Consequently, as required by Accounting standard 20 "Earning Per Share" (EPS), the EPS for all reported periods has been disclosed considering increased number of shares post Sub-division.



CHEMBOND CHEMICALS LIMITED

CIN L24100MH1975PLC018235

Regd. Office: Chembond Centre, EL 71, Mahape MIDC, Navi Mumbai - 400 710

Audited Financial Results for the Quarter and Year Ended 31st March, 2017

5 The Requirement as Per Accounting Standard-17 "Segment Reporting"

Particulars	Quarter Ended			Year Ended	
	31.03.2017	31.12.2016	31.03.2016	31.03.2017	31.03.2016
	Audited	Unaudited	Audited	Audited	Audited
Segment Revenue					
a) Speciality Chemical	7,007.09	6,812.61	7,088.86	27,755.88	26,789.76
b) Equipments	232.36	83.44	115.00	457.53	453.13
Total	7,239.45	6,896.05	7,203.86	28,213.41	27,242.90
Segment Result Before Interest & Tax					
a) Speciality Chemical	426.30	299.26	1,636.21	1,655.98	4,058.01
b) Equipments	64.92	1.56	17.49	52.39	36.17
Total	491.22	300.82	1,653.70	1,708.37	4,094.18
Less: Finance Cost	28.05	22.49	41.79	102.26	181.36
Profit Before Tax	463.17	278.34	1,611.90	1,606.10	3,912.82
Segment Assets					
a) Speciality Chemical	30,114.85	30,152.06	28,639.73	30,114.85	28,639.73
b) Equipments	266.33	177.13	242.41	266.33	242.41
Segment Liabilities					
a) Speciality Chemical	8,746.47	8,844.61	7,968.31	8,746.47	7,968.31
b) Equipments	258.18	217.70	271.06	258.18	271.06

6 Additional Information on Stand Alone Basis are as Follows:

Standalone Details	Quarter Ended			Year Ended	
	31.03.2017	31.12.2016	31.03.2016	31.03.2017	31.03.2016
	Audited	Unaudited	Audited	Audited	Audited
Revenue from Operations (Net)	5,366.40	5,384.68	5,552.10	21,789.56	21,620.51
Profit Before Tax	120.25	13.17	(561.72)	420.36	18,567.36
Profit After Tax	69.28	6.99	(289.27)	331.58	15,122.59

Profit After Tax Includes dividend for the Quarter and year ended 31st March, 2017 Rs.Nil (Rs.Nil) and Rs.Nil (Rs 231.55 lacs) from Subsidiary Company.



CHEMBOND CHEMICALS LIMITED

CIN L24100MH1975PLC018235

Regd. Office: Chembond Centre, EL 71, Mahape MIDC, Navi Mumbai - 400 710

Audited Financial Results for the Quarter and Year Ended 31st March, 2017

7 Statement of Assets & Liabilities.

(Rs in Lacs)

Particulars	Consolidated	
	As at	As at
	31.03.2017	31.03.2016
	Audited	Audited
EQUITY AND LIABILITIES		
Shareholder's Funds		
Share Capital	672.41	669.69
Reserves and Surplus	20,704.13	19,973.08
	21,376.54	20,642.77
Minority Interest	1,721.40	1,404.95
Non-Current Liabilities		
Long-term Borrowings	25.26	63.41
Deferred tax Liabilities (Net)	282.88	246.71
Long-term Provisions	117.84	94.00
	425.98	404.12
Current Liabilities		
Short-term Borrowings	845.72	1,013.95
Trade Payables		
-Due to Micro and Small Enterprises	53.54	39.69
-Due to Others	4,435.84	4,218.51
Other current Liabilities	1,045.19	907.53
Short-term Provisions	476.97	250.64
	6,857.26	6,430.31
Total	30,381.18	28,882.15
ASSETS		
Non-Current Assets		
Fixed Assets		
Tangible Assets	4,236.71	4,034.19
Intangible Assets	676.64	679.65
Capital Work-in-Progress	167.14	174.38
	5,080.49	4,888.22
Non Current Investments	5,770.62	6,542.94
Long Term Loans & Advances	383.97	401.35
	6,154.59	6,944.29
Current assets		
Current Investment	7,521.25	2,255.02
Inventories	2,703.03	2,285.55
Trade Receivables	6,855.79	5,767.15
Cash and Bank Balances	1,699.99	1,680.97
Short Term Loans and Advances	345.91	309.09
Other Current Asset	20.13	4,751.86
	19,146.10	17,049.64
Total	30,381.18	28,882.15

8 The figures of quarter ended 31st March 2017 are the balancing figures between audited figures in respect of the full financial year and year to date figures upto the 3rd quarter ended 31st December 2016.

9 Previous quarter and year end figures have been regrouped or reallocated wherever necessary to conform to this quarter classification.

By Order of the Board of Directors
For CHEMBOND CHEMICALS LTD

Nirmal V. Shah
Vice Chairman & Managing Director

Place : Mumbai
Date : 6th May, 2017

